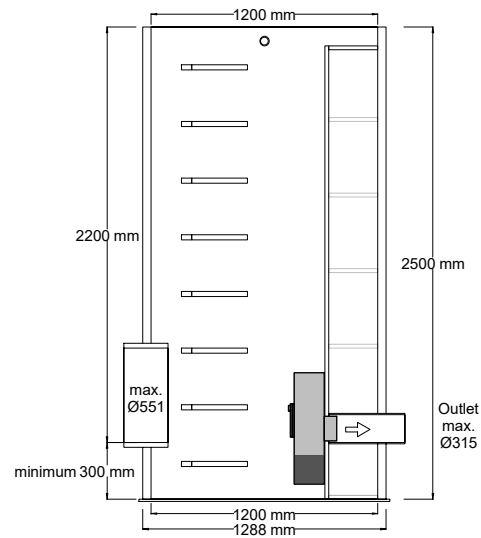
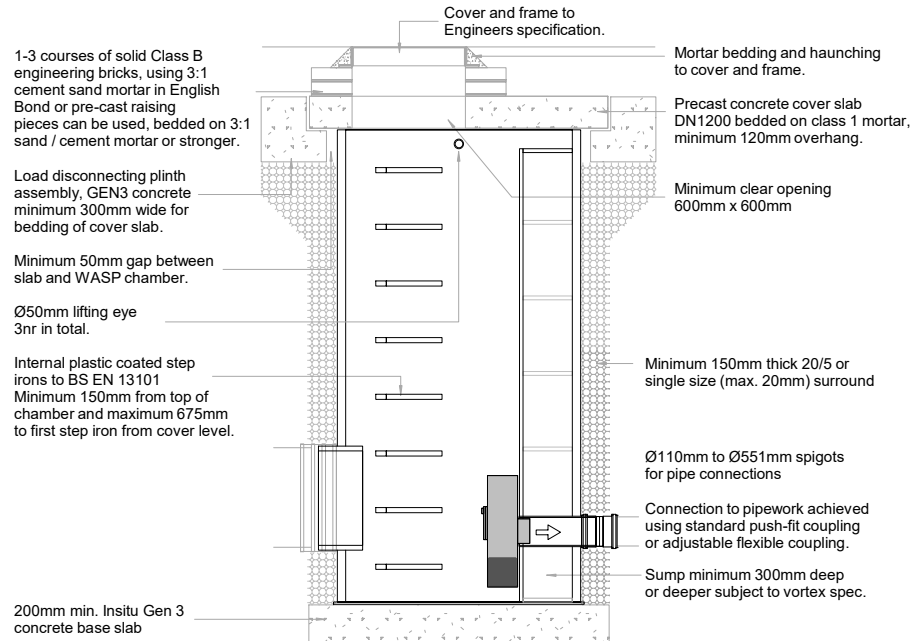
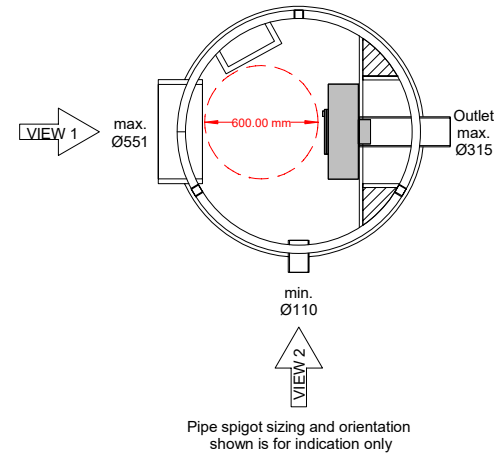


VIEW 1 (chamber shown WASP06254VX)



VIEW 2 (chamber shown WASP06254VX)



INSTALLATION DETAIL
 WASP06250VX Series
 Prefabricated Vortex
 Flow Control Chamber
 Ø1200 up to 2.5m deep chamber
 By SEL Environmental Tel: 01254 589987



Tel: 01254 589987

WASP06251VX - Up to 1000mm deep
 WASP06252VX - Up to 1500mm deep
 WASP06253VX - Up to 2000mm deep
 WASP06254VX - Up to 2500mm deep
 WASP06255VX - Up to 3000mm deep