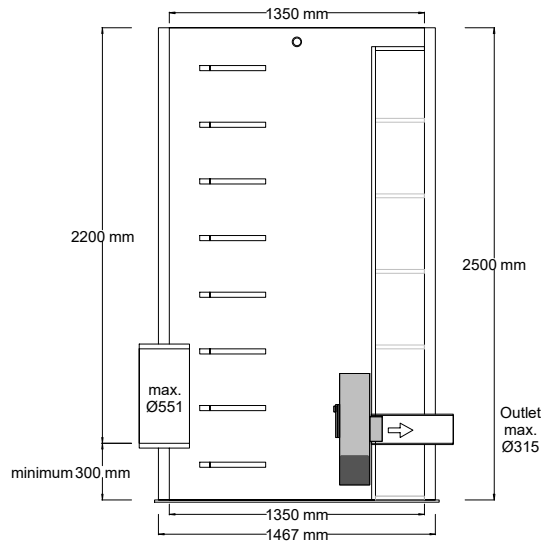
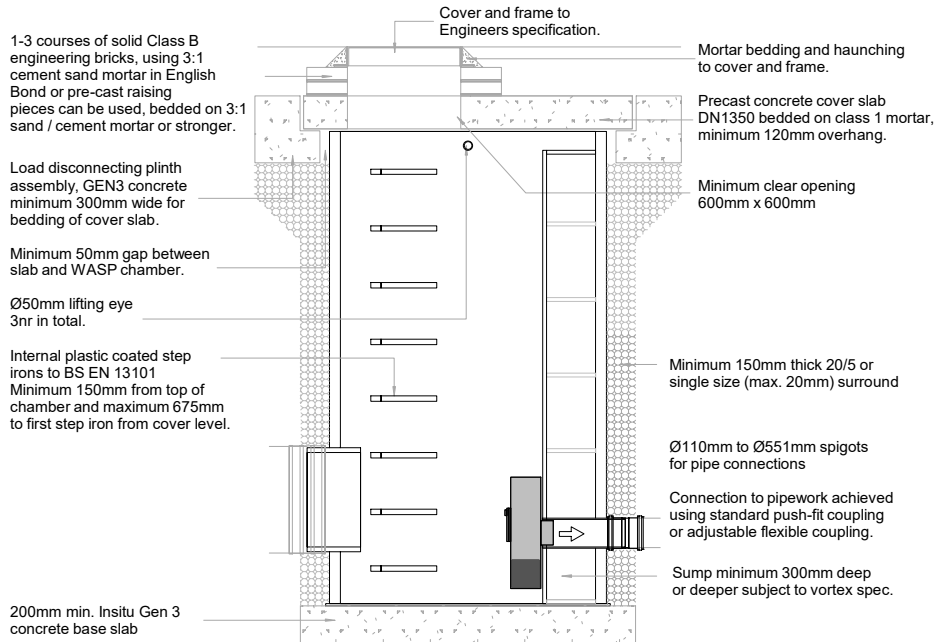
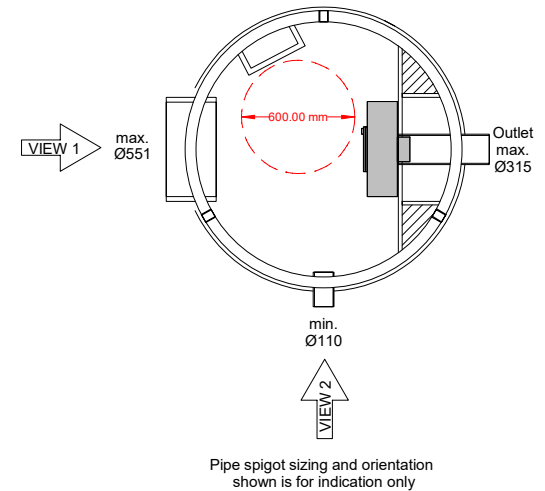


VIEW 1 (chamber shown WASP06304VX)



VIEW 2 (chamber shown WASP06304VX)



INSTALLATION DETAIL
 WASP06300 Series
 Prefabricated Vortex
 Flow Control Chamber
 Ø1350 up to 3.0m deep chamber
 By SEL Environmental Tel: 01254 589987



Tel: 01254 589987

WASP06301VX - Up to 1000mm deep
 WASP06302VX - Up to 1500mm deep
 WASP06303VX - Up to 2000mm deep
 WASP06304VX - Up to 2500mm deep
 WASP06305VX - Up to 3000mm deep